

Motor capacitors

MKP 352, MKP 354

Construction:

The capacitors are made of metallized polypropylene film in axial flat form. Surface coating by polyester film tape wrapped and epoxy resin sealed. Flame retardant construction available upon request (UL 94 V-0). Self healing ability

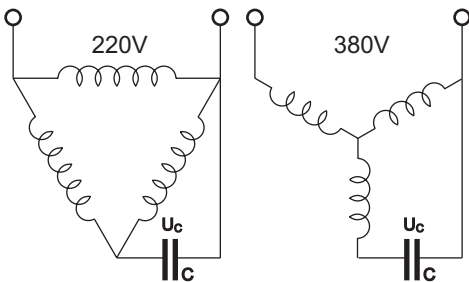
Leads: - tinned copper wire \varnothing 0,8 mm or
 - insulated wire or
 - insulated stranded wire $s=0,5\text{mm}^2$

The length: 40 ± 5 mm, other length on request available.

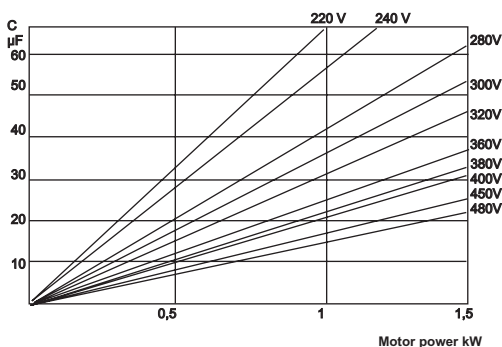
Application:

Motor capacitors are designed for the operation of induction motors on single phase mains supplies and also for the operation of three phase asynchronous Motors on single phase AC mains supplies. Motor capacitors can also be used in any AC application provided the specified operating conditions and permissible loads are not exceeded.

The operation of low-power motors can be enabled using a capacitors connected as shown below.



The capacitance for the motor power and working voltage can be provided by the graph.



Reference standards:

EN 60252, IEC 60252/1993,

Approvals: CB - CERTIFICATE CZ - 786(1.900734-00/1,2)

THE ESC MARK - a symbol of the product safety and reliability



VDE - certificate, marks licence No.:

MKP 352: 121 724
 MKP 354: 121 726



For export signed: PNWF

Rated capacitance C_N - see table
 Other values on request.

Tolerance of capacitance: $\pm 20\%$ (M), $\pm 10\%$ (K), $\pm 5\%$ (J)

Dissipation factor: $\text{tg}\delta < 0,001$

Insulation resistance between terminals:

(+25°C, 100 V DC/1min) $R_{is} \geq 10 \text{ G}\Omega\text{hm}/ \text{C}[\mu\text{F}]$

Rated voltage U_N 50/60 Hz - see table.

Climatic category: 40/070/21 (IEC 60068-1)

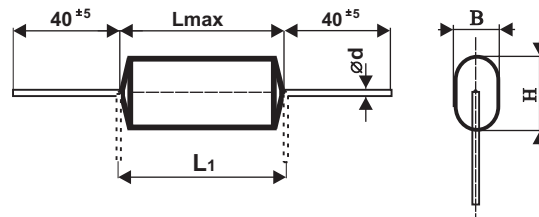
Temperature range: $-40^\circ\text{C} \div +70^\circ\text{C}$

Test voltage:

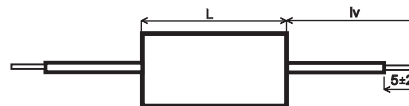
- between terminals: $2 \times U_N$, 50/60 Hz (2 sec, + 25°C)

- between terminals and case: $2 \times U_N + 1000\text{V}$ 50/60 Hz (1min), min. 2000V

Max. pulse rise time: $dU_N/dt \leq 20\text{V}/\mu\text{sec}$



Construction of leads by insulated wire or by insulated stranded wire:



Typ	MKP 352	MKP 354
	250AC/450 DC	400/450AC/1000DC
C_R (μF)	B x H x L	B x H x L
0,5	7,5 x 14,5 x 31,5	9,5 x 17,5 x 31,5
0,75	9,5 x 16,5 x 31,5	12 x 19,5 x 31,5
1,0	11 x 17,5 x 31,5	14,5 x 21,5 x 31,5
1,5	14, x 22 x 31,5	17,5 x 24 x 31,5
2,0	16 x 24 x 31,5	14,5 x 22,5 x 31,5
2,5	17,5 x 24 x 31,5	16 x 24 x 35,5
3,0	19 x 26,5 x 31,5	17,5 x 27 x 35,5

other values available on request